

Neptune News



May 1st, 2017

Dear Parents,

Reading

We will do Reading Street Unit 5 Week 2. Our spelling and reading tests will be Thursday. The Unit 5 focus is what difference can a great idea make. The question of the week is how can we look at things in a different way. Our story this week is "Mole and the Baby Bird." We will learn to read, segment and blend words with diphthongs ow and ou, and syllable patterns V/CV VC/V. (brown, crow, group, loud, robot, robin, etc). We review drawing conclusions. We will work on reading sentences accurately and more quickly with correct expression and tone. We will learn to name pronouns in sentences.

Math

We will begin Chapter 12: Two-Dimensional Geometry. We will sort and describe two-dimensional shapes. We will use attributes to classify and sort two-dimensional shapes. We will tell what attributes to use to describe two-dimensional shapes. We will put two-dimensional shapes together to make new two-dimensional shapes. We will combine two-dimensional shapes to make new shapes. We will tell how acting it out can help us make new shapes from combined shapes. We will find shapes in other shapes. We will take apart two-dimensional shapes. We will identify equal and unequal parts in two-dimensional shapes. We will tell how a shape can be separated into two equal shares. We will tell how a shape can be separated into four equal shares. The Chapter 12 test should be May 23rd.

Ice Cream Social Basket Auction

Thank you for the items donated. It is not too late if you still want to contribute.

Horse Tails

May 12th is our field trip to the MSU horse farm. During our trip we will learn about horses, how they are cared for, and spend time reading a book to them. There will not be room on the busses for parents, but you can meet us at the farm if you are interested. We will leave the school about 8:45 and will return to Discovery before lunch. We will have snack during the field trip so please send the snacks in a disposable container.

Sincerely,

Sean B. Ferguson

Star Neptune Schedule

Upcoming Star Neptunes

Monday	Austin E
Tuesday	Ava G
Wednesday	Ayden G
Thursday	Grace G
Friday	Jacob H
Next Monday	Faye H


ARC Class Schedule

Monday	Spanish
Tuesday	Expl. FFL (gym shoes)
Wednesday	Visual Arts
Thursday	Disc. FFL (gym shoes)
Friday	Music
Next Monday	Spanish

This is a rotating schedule. When we have a short week due to a scheduled day off we will continue in order of the class regardless of the day. I will update the posted schedule accordingly.

Coming Events

May 4 th	PTSA Ice Cream Social Reading & Spelling tests
May 10 th	ACES
May 11 th	Reading & Spelling tests PTSA Meeting Disc. Media Center 7:00 – 8:30
May 12 th	MSU Horse Barn – Horse Tails Box Tops Collection Day
May 18 th	Reading & Spelling tests
May 23 rd	GoMath Ch.12 Test
May 25 th	Reading & Spelling tests
May 29th	No School – Memorial Day
June 9th	½ Day – Last Day of School



SUMMER 2017

REDUCE THE SUMMER SLIDE:
BEYOND WORKSHEETS AND APPS

**Join Williamston Staff
and the PTSA
to learn and share ideas!**

Tuesday, May 2, 2017

6:30-7:30 p.m.

Discovery Elementary Library

We will present simple ideas for keeping kids engaged over the summer with the goal of preventing “summer slide”. After a short presentation, there will be time for further sharing and discussion.

We hope to see you there!



Homework Week of May 1st

Monday

Review the contents of your take home envelope with your parents. Return the **empty** Homework envelope on Wednesday.

Read your Unit 5 Week 2 High Frequency, list words, and Ten Important Sentences to someone. Share our Sing With Me song with someone.

Tuesday

Complete the Math Challenge worksheet attached.

Wednesday

Share a book with someone. Library books are due tomorrow.

Thursday

Edit the sentences below. **Rewrite the sentences** on the lines below.

1. The blu car is **fast** than the red car.

2. The yellow **car are** the fastist.

3. I have **too** doges.

4. Are the cats runing on **you're** wall?

5. Fix the door, dan

Capitalization; Spelling; Punctuation; Completeness; Handwriting; Spacing

Your homework is due Friday.

Additional resources are coming home with the homework. These are **suggestions** for **extra** study but are **not** required **homework**. Use them as you see fit.

Child's Name:

Parent Signature:




Name: _____ Date: _____

Class: Neptune Teacher: Ferguson

Math Challenge

Complete the graph. Add the labels.

1.



Graph Title

Categories	Data
Peaches	16
Apples	14
Pears	4
Oranges	17
Plums	13

Unit 5 Week 2 Word Lists
Mole and Baby Bird

High Frequency Words

door
loved
should
wood

Amazing Words

fond	proper
freedom	scarcely
ignore	selfish
miserable	shrug

Spelling Words; Dipthong ou

cloud	ouch
count	our
found	out
house	round
mouth	shout

Story Words

borrowed
presently
usually

Vowel Patterns ow, and ou

blow	mow
boulder	now
cloudy	owl
couch	pouch
crow	pound
crown	powder
doubt	round
down	shoulder
group	shout
grow	shouted
how	shower
loud	soup
mouse	you

Syllables V/CV and VC/V

baby	camel
begins	clever
below	ever
cozy	finish
decent	forest
frozen	habit
human	lemon
lazy	limit
moment	model
motel	river
music	robin
opens	salad
over	second
pilot	seven
pony	shadow
robot	talent
silence	travel
sofa	visit
taken	wagon
tiger	
tulip	
zebra	

Name _____

Words with *ou*

Look at the word. Say it. Listen for the vowel sound.

Write each word.

Check it.

1. mouth

2. house

3. found

4. our

5. out

6. cloud

7. ouch

8. shout

9. round

10. count

Words to Read

11. should

12. loved



Home Activity Your child is learning to spell words with the vowel sound in *out*. To practice at home, have your child pronounce each word, study the spelling of the word, and then write the word.

Name _____

Mole and the Baby Bird

1. Mole found a baby bird.

2. Mole waited and waited: but no big bird came to help it—so Mole took the baby bird home.

3. “It mustn’t fly!” (cried Mole).

4. “I’m making a cage for my pet bird!” said Mole.

5. The bird was sad.

6. Grandad took Mole to the top of a high hill.

7. “I’m flying!” cried Mole.

8. He opened the cage door, and he let his bird fly away because he loved it.

9. Then he cried.

10. He saw his bird flying, soaring, free.

Caught a Fish

To the tune of *This Old Man*

Caught a fish
In my net.
Took her home
To be my pet.
But my new fish felt so miserable with me.
She just wanted to be free.

Found her lake,
Let her go.
Freedom is so
Important you know.
To keep her would have been a selfish act.
That is why I took her back.

Here are ways to help your child practice skills while having fun!

Day 1

Write a note together to family members, using as many *ou* and *ow* words as possible. Some words you might use are: *hour, how, now, sound, ourselves, outdoors, found, outside, about, around, amount, count.*

Day 2

Read these two-syllable words with your child: *river, bacon, cabin, camel, lemon, pilot, wagon, tiger, decoy.* Together, read them again and clap out the syllables.

Day 3

Encourage your child to write sentences that include the following new words: *door, loved, should, wood.*

Day 4

Dictate the following spelling words and have your child write them: *mouth, house, found, our, out, cloud, ouch, shout, round, count.* Then have your child underline the *ou* in each word.

Day 5

This week your child is learning to draw conclusions based on the text as well as what he or she already knows. As you read, stop often and discuss what ideas the author may be communicating indirectly.


Name _____

Family Times

You are your child's first and best teacher!

This week we're

Reading Mole and the Baby Bird



Talking About How we can look at things in a different way

Learning About Vowel Patterns, *ow, ou*
Syllables V/CV, VC/V
Draw Conclusions

Spin and Spell

Materials paper, scissors, paper clip, pencil,
1 button per player

Game Directions

1. Make a simple spinner as shown.
2. Players take turns spinning and then naming and spelling a word with *ou* and the vowel sound as in *out* and *cow*. Possible words: *our*, *sound*, *about*, *round*, *scout*, *loud*, *cloud*, *count*, *trout*, *out*, *ouch*, *down*, *town*, *brown*, *how*, *now*, *cow*, *plow*, *growl*.
3. If the word is spelled correctly, the player may move that number of spaces as shown on the spinner.
4. Play continues until all players reach End.

