

Neptune News



April 24th, 2017

Dear Parents,

Reading

We will do Reading Street Unit 5 Week 1. Our spelling and reading tests will be Thursday. The Unit 5 focus is what difference can a great idea make. The question of the week is when does a problem need a clever solution. Our story this week is "Tippy Toe Chick, Go!" We will learn to read, segment and blend words with diphthongs ow and ou, and ending syllable -le. (brown, cloud, owl, trout, able, candle, etc). We review identifying character, setting, and plot in stories. We will work on reading sentences accurately and more quickly with correct expression and tone. We will learn to name imperative sentences.

Math

We will begin Chapter 11: Three-Dimensional Geometry. We will identify and describe three-dimensional shapes. We will identify and describe three-dimensional shapes. We will combine three-dimensional shapes to make new shapes. We will use a combined shape to build new shapes. We will tell how acting it out can help us take apart combined shapes. We will tell what two-dimensional shapes we see on the flat surfaces of three-dimensional shapes. We will take the Chapter 11 test on May 4th.

Ice Cream Social Basket Auction

The PTSA will be offering baskets in an auction during the Ice Cream Social. Our contribution will be a Superheroes basket. I am looking for donations of items with a superhero theme. I will also need a basket to hold and display the items. We need to complete our basket by Monday May 1st. This will allow time for display and bids before the Ice Cream Social on May 4th. Items for the basket could be books, comics, toys, bottles, any superhero themed items.

Sincerely,

Sean B. Ferguson

Star Neptune Schedule

Upcoming Star Neptunes

Monday	Tillee W
Tuesday	Addison W
Wednesday	Ayden Y
Thursday	Morgan H
Friday	Chloe B
Next Monday	Austin E

ARC Class Schedule

Monday	Spanish
Tuesday	Expl. FFL (gym shoes)
Wednesday	Visual Arts
Thursday	Disc. FFL (gym shoes)
Friday	Music
Next Monday	Spanish

This is a rotating schedule. When we have a short week due to a scheduled day off we will continue in order of the class regardless of the day. I will update the posted schedule accordingly.

Coming Events

Apr. 27 th	Reading & Spelling Tests
May 4 th	PTSA Ice Cream Social
May 10 th	ACES
May 11 th	PTSA Meeting Disc. Media Center 7:00 – 8:30
May 12 th	Box Tops Collection Day
May 29th	No School – Memorial Day
June 9th	½ Day – Last Day of School

Homework Week of April 24th

Monday

Review the contents of your take home envelope with your parents. Return the **empty** Homework envelope on Wednesday.

Read your Unit 5 Week 1 High Frequency, list words, and Ten Important Sentences to someone. Share our Sing With Me song with someone.

Tuesday

Complete the Math Challenge worksheet attached.

Wednesday

Share a book with someone. Library books are due tomorrow.

Thursday

Edit the sentences below. **Rewrite the sentences** on the lines below.

1. The **dogs was** playfull.

2. We quicklee put our **back packs** away.

3. The party was onederful?

4. I will gladlee share **mine** pie with you.

5. He was carful to walk slowly on the ice

Capitalization; Spelling; Punctuation; Completeness; Handwriting; Spacing

Your homework is due Friday.

Additional resources are coming home with the homework. These are **suggestions** for **extra** study but are **not** required **homework**. Use them as you see fit.

Child's Name:

Parent Signature:



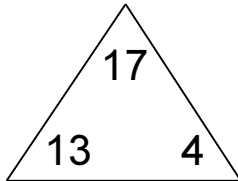
Name: _____ Date: _____

Class: Neptune Teacher: Ferguson

Math Challenge

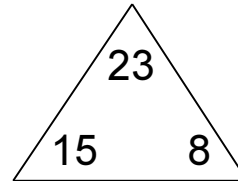
Complete each family of facts.

1.



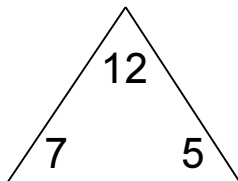
$$\begin{array}{r} \square + \square = \square \\ \square + \square = \square \\ \square - \square = \square \\ \square - \square = \square \end{array}$$

2.



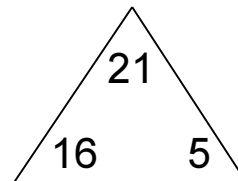
$$\begin{array}{r} \square + \square = \square \\ \square + \square = \square \\ \square - \square = \square \\ \square - \square = \square \end{array}$$

3.



$$\begin{array}{r} \square + \square = \square \\ \square + \square = \square \\ \square - \square = \square \\ \square - \square = \square \end{array}$$

4.



$$\begin{array}{r} \square + \square = \square \\ \square + \square = \square \\ \square - \square = \square \\ \square - \square = \square \end{array}$$

Unit 5 Week 1 Word Lists
Tippy-toe Chick, Go!
High Frequency Words

along	never
behind	pulling
eyes	toward

Amazing Words

batter	griddle
clever	grumpy
exhausted	intend
furious	predicament

Spelling Words; Dipthong ow

brown	frown
clown	growl
cow	how
crowd	now
down	town

Story Words

breath
disagreed
favorite
potato bugs
tippy-toe

Dipthongs ou and ow

brow
brown
chow
cloud
clown
cow
crowd
drown
flower
found
frown
frowned
grouch
growl
growling
how
howl
out
proud
scowl
south
trout
wow

Syllables Consonant + le

able	muzzle
babble	paddle
baffle	peddle
battle	purple
bottle	puzzle
bubble	rattle
bundle	riddle
candle	rumble
cattle	saddle
cuddle	sample
dangle	settle
dimple	simple
double	startle
giggle	tattle
huddle	thimble
hurdle	trouble
jingle	tumble
juggle	turtle
jungle	uncle
little	waddle
middle	wrinkle

Name _____

Words with ow

Look at the word. Say it. Listen for the vowel sound.

Write each word.

Check it.

1. how

2. town

3. down

4. now

5. brown

6. cow

7. clown

8. frown

9. crowd

10. growl

Words to Read

11. eyes

12. never



Home Activity Your child is learning to spell words with the vowel sound in *how*. To practice at home, have your child say the word, write the word, and circle *ow* in each word.

Name _____

Tippy-Toe Chick, Go!

1. Every morning when the dew had dried, Hen took her chicks to the garden for their favorite treat—sweet itty-bitty beans and potato bugs.

2. A big, grumpy dog came running their way, barking and growling at the end of a rope.

3. Big Chick ran to hide under Hen’s safe wing.

4. Little Chick peeped, “*I* want to try.”

5. “You’re much too small,” (said Hen).

6. And off she went, tippy-toe, tippy-toe, as fast as she could.

7. Hen screamed and grabbed her heart.

8. Dog’s rope was wrapped all around the tree.

9. Big Chick and Middle Chick just stood and stared.

10. Little Chick called, “It’s time to eat!”

A Clever Way Out

To the tune of *The Old Gray Mare*

When you're in
An awful predicament,
You need a clever way
To make things be okay.
You intend
To play a clever part.
Oh, you are so smart!

Here are ways to help your child practice skills while having fun!

Day 1

Together, think of rhyming words for: *clown* and *plow*. Examples: *down, gown, town, brown, frown; bow, cow, how, now, chow*. Write and read the words together.

Day 2

Make up a simple crossword or word search puzzle using the following words: *circle, cattle, middle, apple, candle*.

Day 3

Write the following words: *along, behind, eyes, never, pulling, toward*. Ask your child to read the words and then use them to make up an exciting story about a hero who saves someone.

Day 4

List the spelling words: *how, town, down, now, brown, cow, clown, frown, crowd, growl*. Have your child copy each word, writing the *ow* in red and the other letters in blue.

Day 5

This week your child is learning about character, setting, and plot. As you read, discuss the change in characters and setting as the story moves from beginning to end.


Name _____

Family Times

You are your child's first and best teacher!

This week we're

Reading Tippy-Toe Chick, Go!



Talking About When a problem needs a clever solution

Learning About Diphthongs *ow, ou*
Final Syllable *-le*
Character, Setting, and Plot

Brown Cow

Materials crayons

Game Directions

1. Players take turns reading the words on the page.
2. If the word has *ow* and the vowel sound as in *cow*, the player colors the space brown.
3. If the word has *ow* and the vowel sound as in *row*, the player colors the space green.
4. Color the spaces for all other words blue.

