

Neptune News



April 17th, 2017

Dear Parents,

Reading

We will do Reading Street Unit 4 Week 6. Our spelling and reading tests will be Thursday. The Unit 4 focus is what do we treasure. The question of the week is what treasures can we share with neighbors. Our story this week is "Henry and Mudge and Mrs. Hopper's House." We will learn to read, segment and blend words with suffixes -ly and -ful, and oo as in moon. (carefully, careful, gladly, nicely, bloom, cool, zoom, etc). We review identifying cause and effect. We will work on reading sentences with correct expression and tone. We will learn to name adjectives that compare.

Math

We will finish Chapter 10: Represent Data. We will tell how graphs and charts help us organize, represent, and interpret data. We will tell what the pictures in a picture graph show. We will make a picture graph to answer a question. We will read a bar graph to find the number that a bar shows. We will tell how a bar graph can help us compare information. We will count the tallies on a tally chart. We will tell why a tally chart is a good way to show information that we have collected. We will tell how showing information in a graph can help us solve problems.

Pajama Day

The Neptunes have earned another Mystery Neptune Prize. We will have a Pajama day this Friday April 21st. Neptune's are welcome to wear comfy clothes and bring a comfort toy to keep at their desk.

Ice Cream Social Basket Auction

The PTSA will be offering baskets in an auction during the Ice Cream Social. Our contribution will be a Superheroes basket. Look for more details soon.

Recess

With the warmer weather I think it would be nice for the Neptunes to have more options for recess. If your child wants to bring an outside toy for recess; ball, ball glove, Frisbee, etc. that is OK. Anything they bring should have their name on it. Please do not send baseballs. I have Tennis balls they can use for catch.

Sincerely,

Sean B. Ferguson

Star Neptune Schedule

Upcoming Star Neptunes

Monday	Blake P
Tuesday	Jayjune R
Wednesday	Michelle S
Thursday	Jackson S
Friday	Teddy W
Next Monday	Tillee W

ARC Class Schedule

Monday	Spanish
Tuesday	Expl. FFL (gym shoes)
Wednesday	Visual Arts
Thursday	Disc. FFL (gym shoes)
Friday	Music
Next Monday	Spanish

This is a rotating schedule. When we have a short week due to a scheduled day off we will continue in order of the class regardless of the day. I will update the posted schedule accordingly.

Coming Events

Apr. 19 th	Horse Tales first touch
Apr. 20 th	Reading & Spelling Tests
Apr. 21 st	GoMath Ch. 10 Test
Apr. 27 th	Reading & Spelling Tests
May 4 th	PTSA Ice Cream Social
May 10 th	ACES
May 11 th	PTSA Meeting Disc. Media Center 7:00 – 8:30
May 12 th	Box Tops Collection Day
May 29th	No School – Memorial Day
June 9th	½ Day – Last Day of School

Homework Week of April 17th

Monday

Review the contents of your take home envelope with your parents. Return the **empty** Homework envelope on Wednesday.

Read your Unit 4 Week 6 High Frequency, list words, and Ten Important Sentences to someone. Share our Sing With Me song with someone.

Tuesday

Complete the Math Challenge worksheet attached.

Wednesday

Share a book with someone. Library books are due tomorrow.

Thursday

Edit the sentences below. **Rewrite the sentences** on the lines below.

1. I packed a flashlight in my **back pack**.

2. The blewbird outside **were** singing.

3. **He's** lunch box was in his backpack.

4. he packed the baseball in his **suit case**.

5. **Her** packed her suitcase all by her self.

Capitalization; Spelling; Punctuation; Completeness; Handwriting; Spacing

Your homework is due Friday.

Additional resources are coming home with the homework. These are **suggestions** for **extra** study but are **not** required **homework**. Use them as you see fit.

Child's Name:

Parent Signature:



Name: _____ Date: _____

Class: Neptune Teacher: Ferguson

Math Challenge

Measure the lines. How many tiles long? Number 1 is 1 TILE long.

1. 1 Tile

2. _____

3. _____

4. _____

5. _____

6. _____

Solve.

7. Audrey has 3 fewer oranges than Jane. Jane has 6 oranges. How many oranges does Audrey have?

8. John has 4 peaches. Paul has 6 peaches. How many more peaches does Paul have than John?

Solve.

9. Audrey has 16 more plums than Jane. Jane has 8 plums. How many plums does Audrey have?

10. 30 pears were in the basket. More pears were added to the basket. Now there are 43 pears. How many pears were added to the basket?

Unit 4 Week 6 Word Lists

Henry and Mudge and Mrs. Hopper's House

High Frequency Words

across	open
because	opened
dance	shoes
only	told

Amazing Words

admire	sadness
discover	substantial
dwell	tremendous
resident	welcome

Spelling Words; Suffixes -ly and -ful

careful	quickly
gladly	sadly
nicely	slowly
painful	useful
playful	wonderful

Story Words

gargoyle
heart
shiny
tuxedo
waltz

Long U spelled oo

afternoon	ooze
bloom	pooch
boost	poodle
boot	pool
broom	proof
coo	room
cool	roost
coolly	school
droop	smooth
droopy	snooze
food	snoozed
fool	spool
gloomy	spoon
goose	spoonful
hoops	stool
hoot	too
loop	tool
loose	tooth
moo	zoo
mood	zoom
noon	zoomed

Suffixes -ful and -ly

boastful	badly
cheerful	bravely
colorful	brightly
delightful	carefully
faithful	completely
graceful	coolly
grateful	friendly
harmful	helpfully
helpful	hopefully
hopeful	mainly
painful	neatly
peaceful	nicely
playful	peacefully
restful	perfectly
roomful	plainly
shameful	quietly
spoonful	really
thankful	sadly
	safely
	sharply
	slowly
	smoothly
	softly
	suddenly
	sweetly
	wildly

Name _____

Words with Suffixes *-ly*, *-ful*

Look at the word. Say it. Listen for two short sounds.

Write each word.

Check it.

1. slowly

2. careful

3. quickly

4. useful

5. painful

6. playful

7. sadly

8. gladly

9. nicely

10. wonderful

Words to Read

11. because

12. across



Home Activity Your child is learning to spell words with the suffixes *-ly* and *-ful*. To practice at home, have your child look at the word, say the base word and the suffix, and then spell the word.

Name _____

Henry and Mudge

1. On this Valentine's Day, Henry's father and Henry's mother were going to a Sweetheart Dance.
2. Henry and Mudge would be staying with Mrs. Hopper.
3. Mrs. Hopper lived across the street in a big stone house with droopy trees and dark windows and a gargoyle on the door.
4. Mrs. Hopper wasn't like anyone Henry had ever met.
5. She played the violin for him.
6. She told him about her father, who had been a famous actor.
7. She was very kind to Mudge.
8. After the tea and music and oatmeal, Mrs. Hopper took them upstairs.
9. Henry and Mudge and Mrs. Hopper spent most of the evening in the costume room.
10. They had a wonderful time.

1 Copyright © Pearson Education, Inc., or its affiliates. All Rights Reserved.

Welcome, Neighbor

To the tune of *I've Been Working on the Railroad*

Welcome, welcome, my new neighbor.
It is oh so good
That every resident is friendly
In our neighborhood.

Welcome, welcome, my dear neighbor.
Everyone can tell
We positively did discover
A super place to dwell.

Here are ways to help your child practice skills while having fun!

Day 1

Write the following words on cards: *hope, hopeful, thank, thankful, use, useful, slow, slowly, nice, nicely, wise, wisely*. Together, sort the words into word pairs.

Day 2

Write each word on a card: *moon, spoon, soon, tune, June, dune*. Have your child read the words and sort the cards by vowel patterns.

Day 3

Write the following words in a list: *across, because, dance, only, opened, shoes, told*. Together, write a short story that uses all the words. Illustrate a part of the story.

Day 4

Write each spelling word on a card: *slowly, careful, quickly, useful, painful, playful, sadly, gladly, nicely, wonderful*. Take turns reading and spelling a word. Then name a person or thing the word describes.

Day 5

This week your child is learning about cause and effect. Discuss an event in the news and its cause or effect.


Name _____

Family Times

You are your child's first and best teacher!

This week we're

Reading Henry and Mudge and Mrs. Hopper's House



Talking About Treasures we can share with neighbors

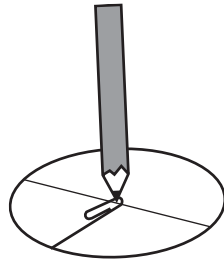
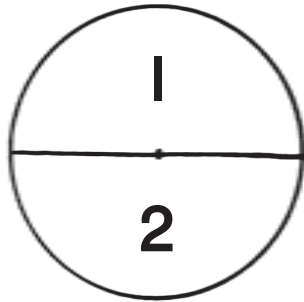
Learning About Suffixes *-ly, -ful*
Vowel sound in *moon: oo*
Cause and Effect

Add a Suffix

Materials paper, paper clip, scissors, pencil, marker, 1 button per player

Game Directions

1. Make a simple spinner as shown. Players place buttons on Start.
2. Take turns spinning. Move forward that number of spaces on the game board.
3. Read the word in the space. Write the word created by adding *-ly* or *-ful* to that word. If correct, player stays on the space. If incorrect, player goes back one space. Play continues until all players reach End.



Answers: nightly, prideful, slowly, restful, sadly, hopeful, gladly, playful, bravely, careful, nicely, graceful, softly, thank

