

Neptune News



April 10th, 2017

Dear Parents,

Reading

We will do Reading Street Unit 4 Week 5. Our spelling and reading tests will be Thursday. The Unit 4 focus is what do we treasure. The question of the week is why do we treasure special places. Our story this week is "Peter's Chair." We will learn to read, segment and blend compound words and words with digraphs ue, ew, and ui. (backpack, flashlight, blew, blue, bruise etc). We will learn to identify theme. We will work on reading sentences with appropriate phrasing. We will learn to name adjectives that tell how many.

Math

We will continue Chapter 10: Represent Data. We will tell how graphs and charts help us organize, represent, and interpret data. We will tell what the pictures in a picture graph show. We will make a picture graph to answer a question. We will read a bar graph to find the number that a bar shows. We will tell how a bar graph can help us compare information. We will count the tallies on a tally chart. We will tell why a tally chart is a good way to show information that we have collected. We will tell how showing information in a graph can help us solve problems.

Star Neptune Schedule

Upcoming Star Neptunes

Monday	Mady K
Tuesday	Jeremy M
Wednesday	O'Malley M
Thursday	Payton O
Friday	Henry P
Next Monday	Blake P

ARC Class Schedule

Monday	Spanish
Tuesday	Expl. FFL (gym shoes)
Wednesday	Visual Arts
Thursday	Disc. FFL (gym shoes)
Friday	Music
Next Monday	Spanish

This is a rotating schedule. When we have a short week due to a scheduled day off we will continue in order of the class regardless of the day. I will update the posted schedule accordingly.

Coming Events

Apr. 10th	School resumes Mileage Club begins
Apr. 13th	Reading & Spelling Tests PTSA Meeting Disc. Media Center 7:00 – 8:30
Apr. 20th	Reading & Spelling Tests
Apr. 27th	Reading & Spelling Tests
May 4th	PTSA Ice Cream Social
May 11th	PTSA Meeting Disc. Media Center 7:00 – 8:30
May 12th	Box Tops Collection Day
May 29th	No School – Memorial Day
June 9th	½ Day – Last Day of School

Sincerely,

Sean B. Ferguson

Homework Week of April 10th

Monday

Review the contents of your take home envelope with your parents. Return the **empty** Homework envelope on Wednesday.

Read your Unit 4 Week 5 High Frequency, list words, and Ten Important Sentences to someone. Share our Sing With Me song with someone.

Tuesday

Complete the Math Challenge worksheet attached.

Wednesday

Share a book with someone. Library books are due tomorrow.

Thursday

Enjoy your break. What do you plan to do?

Capitalization; Spelling; Punctuation; Completeness; Handwriting; Spacing

Your homework is due Friday.

Additional resources are coming home with the homework. These are **suggestions** for **extra** study but are **not** required **homework**. Use them as you see fit.

Child's Name:

Parent Signature:



Name: _____

Date: _____


Class: Neptune

Teacher: Ferguson


Math Challenge

Show the time for each clock.


1.




2.




3.




4.




5.




6.



7.



8.



Solve.

9. 8 oranges are in the basket. 4 are red and the rest are green. How many oranges are green?

10. John has 4 pears. Paul has 8 pears. How many more pears does Paul have than John?

Solve.

11. 31 marbles were in the basket. 19 are red and the rest are green. How many marbles are green?

12. 13 red balls and 12 green balls are in the basket. How many balls are in the basket?

Unit 4 Week 5 Word Lists
Peter's Chair

High Frequency Words

picture
remember
room
stood
thought

Amazing Words

collector	relatives
flourish	secret
jealous	seriousness
porridge	sibling

Spelling Words; Compound Words

backpack	herself
baseball	inside
bluebird	lunchbox
brainstorm	outside
flashlight	suitcase

Story Words

biscuits
cookies
cradle
crocodile
curtain
idea

Compound Words

anyway	lighthouse
anywhere	necktie
ballplayer	nighttime
beanstalk	oatmeal
bedtime	outsmart
beehive	pancake
birthday	popcorn
chopsticks	potpie
daydream	rainbow
daylight	raincoats
doghouse	runway
driveway	sailboat
evergreen	sandpaper
everyone	shipwreck
firefighter	snowflake
grasshopper	snowman
handwriting	sunflower
homework	sunrise
houseboat	sunset
hummingbird	sunshine
kickball	weekend
kneecap	yardstick

Long U sound spelled ew, ue, and ui

blew	blue	bruise
chew	bluebird	cruise
crew	blueprint	fruit
dew	clue	grapefruit
drew	clues	juice
few	due	suit
flew	glue	suitcase
grew	gluestick	sunsuit
knew	sue	
new	Sue	
newspaper	true	
newt		
outgrew		
screw		
threw		

Name _____

Compound Words

Look at the word. Say it. Listen for two short words.

Write each word.

Check it.

1. backpack

2. outside

3. baseball

4. herself

5. flashlight

6. bluebird

7. lunchbox

8. suitcase

9. inside

10. brainstorm

Words to Read

11. picture

12. remember



Home Activity Your child is learning to spell compound words. To practice at home, have your child look at the word, write it on a piece of paper, and draw a line between the two words that make up the compound word.

Name _____

Peter's Chair

1. "Remember, we have a new baby in the house," (said Mother).

2. "That's my cradle," he (Peter) thought, "and they painted it pink!"

3. "Let's run away, Willie," he (Peter) said.

4. They went outside and stood in front of his house.

5. He arranged his things very nicely and decided to sit in his chair for a while.

6. But he couldn't fit in the chair.

7. But Peter got an idea.

8. Soon his mother saw signs that Peter was home.

9. Peter sat in a grown-up chair.

10. "Daddy," said Peter, "let's paint the little chair pink for Susie."

A Special Toy

To the tune of *Johnny Comes Marching Home*

My sibling, don't be jealous
That I've got this toy.
Our daddy played with it
When he was just a boy.

I cleaned it up,
Fixed the wheels too.
Our relatives say
It looks like new.
And what I want is
To share this treasure with you.

Here are ways to help your child practice skills while having fun!

Day 1

Write the following words on cards: *seaweed, seesaw, beanbag, beehive, anthill, baseball*. Cut each word in half to make two small words. Shuffle the cards and together match them to find the compound words.

Day 2

Have your child write sentences for the following words: *few, new, blue, true, suit, fruit*. Ask your child to read the sentences. Together, pick your favorite sentence and draw an illustration for it.

Day 3

Write the following words on cards: *picture, remember, room, stood, thought*. Hide the cards around the house. When your child finds a word card, he or she can take it to you and read it.

Day 4

Write each spelling word on a card: *backpack, outside, baseball, herself, flashlight, bluebird, lunchbox, suitcase, inside, brainstorm*. Together, sort the words into piles by rules of your child's choice, such as by initial consonant.

Day 5

This week your child is learning about themes in a story. Read a short fairy tale or fable and ask your child to tell you the big idea. Then together make up a new story with the same theme or big idea, but with different characters and setting.


Name _____

Family Times

You are your child's first and best teacher!

This week we're

Reading Peter's Chair



Talking About Treasures we can share at home


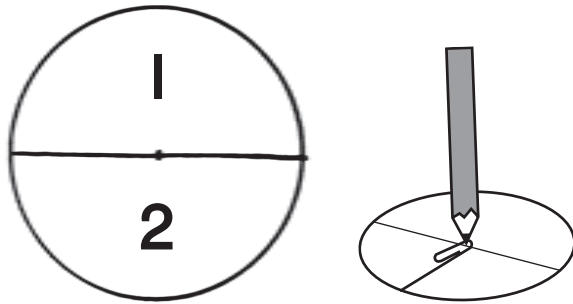
Learning About Compound Words
Vowel Digraphs *ew, ue, ui*
Theme

Two Words Make One

Materials paper, marker, scissors, paper clip, pencil, 1 button per player

Game Directions

1. Make a simple spinner as shown.
2. Players place buttons on Start, take turns spinning, and move the number of spaces shown.
3. When a player lands on a picture square, he or she must say the compound word that names the picture. Answers are shown below.
4. The first player to reach End wins!



Answers (in order): football, eggshell, rainbow, cowboy, rowboat, cupcake, basketball, pinecone, snowflake