

Neptune News



March 27th, 2017

Dear Parents,

Reading

We will do Reading Street Unit 4 Week 4. Our spelling and reading tests will be Thursday. The Unit 4 focus is what do we treasure. The question of the week is why do we treasure special places. Our story this week is "A Southern Ranch." We will learn to read, segment and blend words with digraphs ie and igh, and consonant patterns kn and wr. (tied, piece, sight, knee, wrap, etc). We will learn to identify facts and details. We will work on reading sentences accurately and more quickly with correct expression and tone. We will learn to name adjectives that tell what kind.

Math

We will complete Chapter 9: Measurement. The Chapter 9 test should be March 28th.

We will begin Chapter 10: Represent Data. We will tell how graphs and charts help us organize, represent, and interpret data. We will tell what the pictures in a picture graph show. We will make a picture graph to answer a question. We will read a bar graph to find the number that a bar shows. We will tell how a bar graph can help us compare information. We will count the tallies on a tally chart. We will tell why a tally chart is a good way to show information that we have collected. We will tell how showing information in a graph can help us solve problems.

March

March is Reading month! This Thursday, March 30th, is Crazy Hair day.

Spring Break

Spring break will begin this Friday. Thursday is our last day of school this week. I hope everyone has a fun and relaxing break and returns ready for our last long stretch before summer.

Sincerely,

Sean B. Ferguson

Star Neptune Schedule

Upcoming Star Neptunes

Monday	Jacob H
Tuesday	Faye H
Wednesday	Arabella H
Thursday	Michaela J
Friday	No School – Begin Spring Break
Next Monday (4-10)	Mady K

ARC Class Schedule

Monday	Expl. FFL (gym shoes)
Tuesday	Visual Arts
Wednesday	Disc. FFL (gym shoes)
Thursday	Music
Friday	No School – Begin Spring Break
Next Monday (4-10)	Spanish
Next Tuesday (4-11)	Expl. FFL (gym shoes)

This is a rotating schedule. When we have a short week due to a scheduled day off we will continue in order of the class regardless of the day. I will update the posted schedule accordingly.

Coming Events

Mar. 28 th	GoMath Chapter 9 Test
Mar. 30 th	March is Reading Month – Crazy Hair Day
	Reading & Spelling Tests
Mar. 31st	No School – Begin Spring Break
Apr. 10th	School resumes
	Mileage Club begins
Apr. 13 th	PTSA Meeting Disc. Media Center 7:00 – 8:30

Homework Week of March 27th

Monday

Review the contents of your take home envelope with your parents. Return the **empty** Homework envelope on Wednesday.

Read your Unit 4 Week 4 High Frequency, list words, and Ten Important Sentences to someone. Share our Sing With Me song with someone.

Tuesday

Complete the Math Challenge worksheet attached.

Wednesday

Share a book with someone. Library books are due tomorrow. Homework is due tomorrow.

Thursday

Enjoy your break. What do you plan to do?

.....

.....

.....

.....

.....

.....

.....

.....

.....

.....

.....

.....

.....

.....

.....

.....

.....

- Capitalization; Spelling; Punctuation; Completeness; Handwriting; Spacing

Your homework is due Thursday because of spring break.

Additional resources are coming home with the homework. These are **suggestions** for **extra** study but are **not** required **homework**. Use them as you see fit.

Child's Name:

.....

Parent Signature:



Name: _____

Date: 2/27/17


Class: Neptune

Teacher: Ferguson


Math Challenge

Show the time for each clock.


1.




2.




3.




4.




5.




6.



7.



8.



Solve.

9. Jane has 0 fewer marbles than Audrey. Audrey has 3 marbles. How many marbles does Jane have?

10. 12 balls are in the basket. 10 are red and the rest are green. How many balls are green?

Solve.

11. 30 red plums and 19 green plums are in the basket. How many plums are in the basket?

12. John has 23 pears and Paul has 13 pears. How many pears do John and Paul have together?

Unit 4 Week 4 Word Lists
A Southern Ranch
High Frequency Words

above
eight
laugh
moon
touch

Amazing Words

errand
familiar
favorite
impression
memory
stampede

Spelling Words; Long I: ie, igh

bright	night
high	pie
lie	right
light	tie
might	tight

Story Words

cattle
cow
front
point
roundup
sold

Vowel Digraphs ie, igh

chief	fright
cries	high
die	highway
flies	light
lie	lighthouse
pie	lights
potpie	might
skies	niece
tie	piece
tied	right
tried	sigh
bright	sight
delight	slight
field	thigh
firefighter	tight
flight	yield

**N sound spelled kn and
R sound spelled wr**

knack	handwriting
knee	shipwreck
kneecap	wrap
kneel	wrapped
knelt	wrapper
knife	wreath
knight	wreck
knit	wren
knives	wrench
knob	wring
knock	wrist
knockout	wristwatch
knot	write
knothole	written
knots	wrong
know	wrote
known	

Name _____

Words with *ie*, *igh*

Look at the word. Say it. Listen for the long *i* sound.

Write each word.

Check it.

1. lie

2. tie

3. high

4. might

5. right

6. night

7. bright

8. light

9. pie

10. tight

Words to Read

11. above

12. laugh



Home Activity Your child is learning to spell words with the long *i* sound spelled *ie* and *igh*. To practice at home, have your child say the word, tell how the long *i* sound is spelled, and then spell the word with eyes closed.

Name _____

A Southern Ranch

1. Another day is starting at the ranch.

2. Ranch hands help look after the livestock and the ranch.

3. But they are still much like ranch hands long ago.

4. If cattle go the wrong way, ranch hands must lead them the right way.

5. Roundups take place in spring and fall.

6. After getting eight or ten cows, ranch hands must keep them together and keep them walking.

7. Ranch hands need well-trained horses for this work.

8. In time, the herd might number 600 or more.

9. Keeping this big herd together is hard.

10. After so much time on horseback, weary ranch hands can rest.

Favorite, Special Places

To the tune of *I've Been Working on the Railroad*

Favorite places are so special.
They're familiar too.
Favorite places make us smile.
There's so much we can do!

A place can make a great impression.
A treasure, oh, so true!
That's why we are always going to go there.
What fun for me and you!

Here are ways to help your child practice skills while having fun!

Day 1

Write each word on a card: *chief, believe, thief, tie, pie, high, sigh, might, night, tight*. Challenge your child to write a sentence for each word and then read each sentence.

Day 2

Write these words: *knight, know, knew, knot, knob, write, wrong, wrap, wrist, wreck*. Read the words together. Take turns circling the silent letter or letters in each word.

Day 3

Write the following words in a list: *above, eight, laugh, moon, touch*. Together, read the words aloud and then compose a story that uses all of the words.

Day 4

Write each spelling word on a card: *lie, tie, high, might, right, night, bright, light, pie, tight*. Together, read the words and sort them into groups by *ie* and *igh*.

Day 5

This week your child is learning how to identify facts and details in a story. As you read together, stop and name a detail or fact from the page. Ask your child to tell why it is a fact or detail.


Name _____

Family Times

You are your child's first and best teacher!

This week we're

Reading A Southern Ranch



Talking About Why we treasure special places


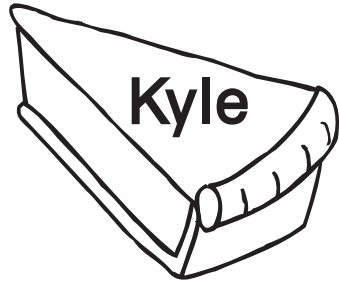
Learning About Vowel Digraphs *ie, igh*
Consonant Patterns *kn* and *wr*
Facts and Details

How High For Pie?

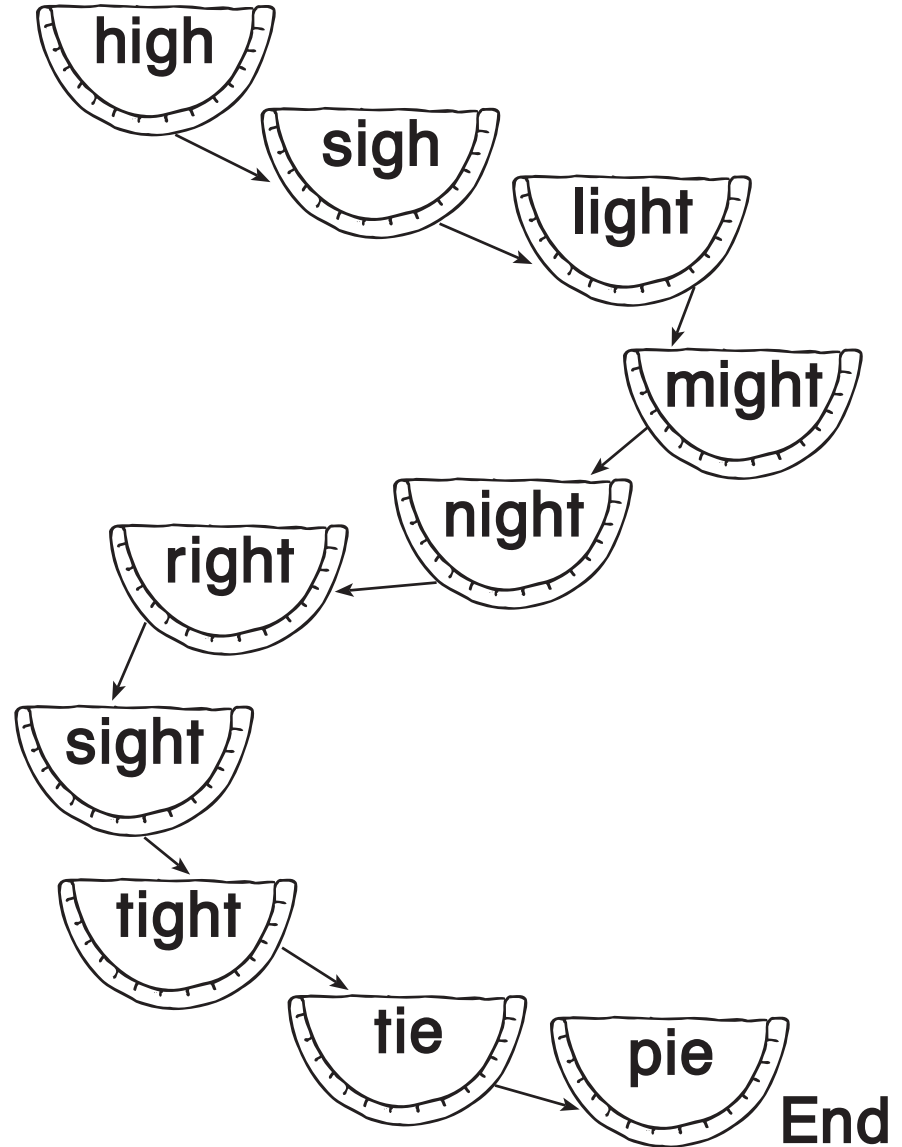
Materials index cards, scissors, crayon, coin

Game Directions

1. Cut out small pie shapes and have each player write his or her name on one.
2. Each player flips the coin. If it lands heads up, the player moves his or her game piece two half-pies. If it lands tails up, the player moves it one half-pie.
3. Each player reads aloud the word on the pie. Play passes to the next person. Play continues until all the pieces reach End.



Start



End