

Neptune News



March 20th, 2017

Dear Parents,

Reading

We will do Reading Street Unit 4 Week 3. Our spelling and reading tests will be Thursday. The Unit 4 focus is what do we treasure. The question of the week is what treasures can we find in our country. Our story this week is "A Trip To Washington D.C." We will learn to read, segment and blend words with digraphs oa and ow, and three letter consonant blends. (coat, loaf, blow, grown, scrub, shrub, splash, strange, etc). We will learn to identify facts and details. We will work on reading sentences with correct expression and tone. We will learn to name adjectives that tell size.

Math

We will continue Chapter 9: Measurement. We will measure length and tell time. We will order objects by length. We will compare lengths of three objects to put them in order. We will measure length using nonstandard units. We will use a nonstandard measuring tool to measure length. We will tell how acting it out can help us solve measurement problems. We will tell time to the hour on a clock that has only an hour hand. We will tell time to the half hour on a clock that has only an hour hand. We will tell why the minute hand and hour hand are different for time to the hour and time to the half hour. We will tell whether to draw and write time to the hour or half hour. The Chapter 9 test should be March 28th.

March

March is Reading month! This Friday is Workout clothes day. The following Thursday, March 30th, is Crazy Hair day.

Sincerely,

Sean B. Ferguson

Star Neptune Schedule

Upcoming Star Neptunes

Monday	Chloe B
Tuesday	Austin E
Wednesday	Ava G
Thursday	Ayden G
Friday	Grace G
Next Monday	Jacob H

ARC Class Schedule

Monday	Visual Arts
Tuesday	Disc. FFL (gym shoes)
Wednesday	Music
Thursday ½ Day	Expl. FFL (gym shoes)
Friday	Spanish
Next Monday	Expl. FFL (gym shoes)

This is a rotating schedule. When we have a short week due to a scheduled day off we will continue in order of the class regardless of the day. I will update the posted schedule accordingly.

Coming Events

Mar. 23rd	½ Day – Conferences Reading & Spelling Tests
Mar. 24 th	March is Reading Month – Workout clothes Day
Mar. 28 th	GoMath Chapter 9 Test
Mar. 30 th	March is Reading Month – Crazy Hair Day Reading & Spelling Tests
Mar. 31st	No School – Begin Spring Break
Apr. 10th	School resumes



Name: _____

Date: **3-20-2017**


Class: Neptune

Teacher: Ferguson

Math Challenge


Show the time for each clock.

1.




6:00


2.




3.




4.




5.




6.



7.



8.



Solve.

9. Jane has 3 fewer peaches than Audrey. Audrey has 5 peaches. How many peaches does Jane have?
- _____

10. Paul has 3 apples. John has 7 apples. How many more apples does John have than Paul?
- _____

Solve.

11. 30 plums were in the basket. 22 are red and the rest are green. How many plums are green?
- _____

12. 12 red pears and 11 green pears are in the basket. How many pears are in the basket?
- _____

Unit 4 Week 3 Word Lists
A Trip to Washington D.C.

High Frequency Words

found
mouth
once
took
wild

Amazing Words

abandon	statue
harbor	sunken
nation	symbol
splinter	tourist

Spelling Words; Long O spelled oa, ow

blow	road
boat	row
coat	snow
loaf	soap
pillow	yellow

Story Words

capital
country
documents
government

Long O spelled oa and ow

boast	blown
coach	bowl
coax	crow
float	elbow
foal	flow
goat	flown
goats	glow
groan	grow
Joan	grown
Joan's	growth
load	know
loaded	low
moan	mow
oak	own
oat	rainbows
roamed	show
roast	slow
soak	throw
throat	tow
toast	
topcoat	
whoa	

Three letter blends

scram	splendid
scrap	splint
scrape	split
scraps	splotch
scratch	sprain
scream	spray
screams	spring
screen	sprint
scrub	spruce
shrimp	strange
shrink	strap
shrub	stray
shrug	stream
splash	street

Name _____

A Trip to Washington, D.C.

1. My name is Metro Mike, and I'm here to show you Washington, D.C.

2. It (Washington, D.C.) is the capital of our country.

3. In Washington, D.C., the leaders of our country make laws.

4. When people vote, they pick who will make the laws that we all follow.

5. That paper (Declaration of Independence) says that Americans have the right to be free.

6. It (U.S. Constitution) is a plan for our government.

7. Washington, D.C., was named after George Washington, our first President.

8. This (White House) is where the President lives and works now.

9. That beautiful bird stands for America.

10. This red, white, and blue flag also stands for America.

If You Were a Tourist

To the tune of *The More We Get Together*

Our great flag is a symbol
Of one great big country,
With lots of treasure waiting
For you and for me.

So choose one location
Inside our huge nation.
If you were a tourist there,
What would you see?

Name _____

Words with *oa*, *ow*

Look at the word. Say it. Listen for the long *o* sound.

Write each word.

Check it.

1. boat

2. road

3. snow

4. row

5. yellow

6. loaf

7. coat

8. soap

9. blow

10. pillow

Words to Read

11. once

12. wild



Home Activity Your child is learning to spell words with the long *o* vowel sound spelled *oa* and *ow*. To practice at home, have your child pronounce each word, note the spelling of the long *o* sound, and then spell the word with eyes closed.

Here are ways to help your child practice skills while having fun!

Day 1

Write these long *o* words: *load, float, toast, show*. One player reads a word, and the other thinks of one or more rhyming words.

Day 2

Write the following three-letter blends in red on index cards: *scr, spl, squ, str, thr*. Write the following word parts in blue on other cards: *ap, ub, ash, int, are, eeze, ew, ing, eam, ead*. Together, match up the blends to the word endings to make real words.

Day 3

Write the following words in a list: *found, mouth, once, took, wild*. Take turns picking one of the words and making up a riddle to help the other players guess the chosen word.

Day 4

Write each spelling word on a card: *boat, road, snow, row, yellow, loaf, coat, soap, blow, pillow*. Have your child read the words. Then take turns dictating a word and writing it.

Day 5

This week your child is learning how to identify details and facts in a story. As you read, ask your child to call out the facts and details.

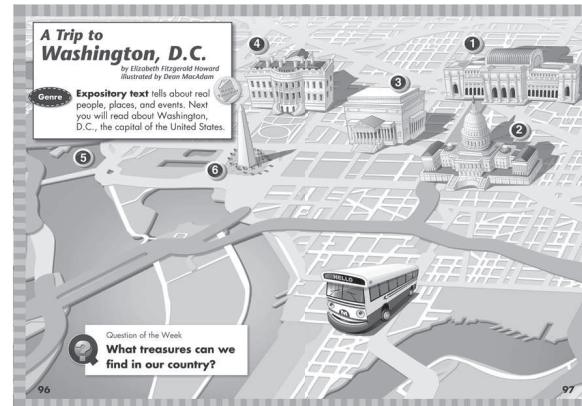
Name _____

Family Times

You are your child's first and best teacher!

This week we're

Reading A Trip to Washington, D.C.



Talking About Treasures we can find in our country




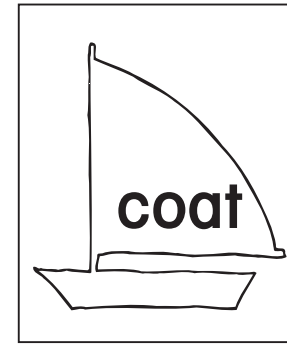

Learning About Vowel Digraphs *oa, ow*
Three-letter Consonant Blends
Facts and Details

Row Your Boat!

Materials paper circle, paper clip, pencils,
1 button per player

Game Directions

1. Make a simple spinner as shown. On a large sheet of paper, make a game path in the shape of a stream with 12 spaces. Make boat cards like the ones shown on page 3 using the words at the bottom of page 3. Shuffle them and place them in a pile next to the game path.
2. Before spinning, a player picks a boat card and reads aloud the word on the card. If the word is read correctly, then he or she spins and moves the number of spaces shown on the spinner. Players get one turn per spin. If the word is read incorrectly, play passes to the next player, and the card goes back to the bottom of the pile.
3. The first player to reach End wins!



tow	snow	oak	oat
coat	soap	road	goat
toast	own	owe	bowl
crow	show	yellow	mow
glow	blow	goal	foam