

# Neptune News



January 30<sup>th</sup>, 2017

Dear Parents,

## Reading

We will do Reading Street Unit 3 Week 2. Our spelling and reading tests will be Thursday. The Unit 3 focus is what is changing in our world. The question of the week is what do we learn as we grow and change. Our story this week is "Ruby in Her Own Time." We will learn to read, segment and blend words with consonant patterns ng and nk and compound words. (sing, sang, song, drink, drank, drunk, outside, pancake, etc). We will learn to compare and contrast ideas. We will work on reading sentences with appropriate phrasing. We will learn to tell when verbs need to add -s to be right in a sentence.

## Math

We will begin Chapter 7: Compare Numbers. We will use place value to compare numbers. We will compare two numbers to find which is greater. We will compare two numbers to find which is less. We will use symbols to show how numbers compare. We will tell how making a model can help us compare numbers. We will identify numbers that are 10 less or 10 more than a number. The Chapter 7 test should be Thursday, February 9<sup>th</sup>.

## Valentine's Day

Our Valentine's Day party will be the afternoon of Tuesday February 14<sup>th</sup>. I'd like each Neptune to decorate a box for Valentine's. Please have their name clearly marked on it. Boxes should be at school Friday, February 3<sup>rd</sup>. Then Valentine's should come to school Friday, February 10<sup>th</sup>. We'll open boxes during the party. A name list will come with the newsletter.

Sincerely,

Sean B. Ferguson

## Star Neptune

The Star Neptune this week is **Michelle**. The new **Star Neptune** will be **Jackson**. He will present this Friday.

## ARC Class Schedule

Monday	Spanish
Tuesday	Expl. FFL (gym shoes)
Wednesday	Visual Arts
Thursday	Disc. FFL (gym shoes)
Friday	Music
Next Monday	Spanish

This is a rotating schedule. When we have a short week due to a scheduled day off we will continue in order of the class regardless of the day. I will update the posted schedule accordingly.

## Coming Events

Feb. 2 <sup>nd</sup>	Ground Hog Day
Feb. 3 <sup>rd</sup>	Report cards mailed
Feb. 8 <sup>th</sup>	Count Day
Feb. 9 <sup>th</sup>	GoMath Ch.7 Test
	PTSA Meeting 7pm-8pm
<b>Feb. 14<sup>th</sup></b>	<b>Valentine's Day</b>
<b>Feb. 17<sup>th</sup></b>	<b>½ Day – Professional Development</b>
<b>Feb. 20<sup>th</sup></b>	<b>President's Day – No School</b>

## Sign ups

Check the sign-ups page for new sign-ups. There is still some help needed for the Valentine's Party.

<http://neptunewcs.weebly.com/sign-ups.html>



# Homework Week of January 30<sup>th</sup>

## Monday

Review the contents of your take home envelope with your parents. Return the **empty** Homework envelope on Tuesday.

Read your Unit 3 Week 2 High Frequency, list words, and Ten Important Sentences to someone. Share our Sing With Me song with someone.

## Tuesday

Complete the Math Challenge worksheet attached.

## Wednesday

Share a book with someone. Library books are due tomorrow.

## Thursday

Edit the sentences below. **Rewrite the sentences** on the lines below.

1. i am lucki

2. Alwas try your best

3. take good care of your puppe.

4. Those things Are sily.

5. Mi pupy is white.

Capitals;  Lowercase;  Spelling;  Punctuation;  Completeness;  Handwriting;  Spacing

**Your homework is due Friday.**

Additional resources are coming home with the homework. These are **suggestions** for **extra** study but are **not required homework**. Use them as you see fit.

**Child's Name:**

**Parent Signature:**



Name: \_\_\_\_\_


Date: 1/30/17


Class: Neptune


Teacher: Ferguson


# Math Challenge


Count how many.


1.  =

2.  =

3.  =

4.  =

5.  =

6.  =

Solve.

7. John has 2 apples. Paul has 4 apples. How many more apples does Paul have than John?

\_\_\_\_\_

8. Jane has 4 fewer oranges than Audrey. Audrey has 8 oranges. How many oranges does Jane have?

\_\_\_\_\_

Unit 3 Week 2 Word Lists  
**Ruby In Her Own Time**

**High Frequency Words**

any	own
enough	sure
ever	were
every	

**Amazing Words**

attempt	famous
common	flatter
correct	lovely
event	time line

**Spelling Words; Final -ng and -nk**

bank	rink
blank	sang
bring	sunk
pink	trunk
rang	wing

**Story Words**

beautiful	howling
father	mother
feather	night
flew	precious

**Final -ng and -nk**

anything	blink
bang	bunk
bringing	chunk
ducklings	drank
everything	drink
hang	drinks
king	dunk
nothing	Frank
ring	Hank
sing	hunk
sings	junk
something	link
song	sink
songs	skunk
sting	stink
stung	tank
sung	thank
swing	think
thing	wink
wing	
wings	
wrong	

**Compound Words**

anthill	homemade
anything	homework
anywhere	hopscotch
backpack	inside
baseball	lipstick
basketball	newscast
bath tub	nickname
bedtime	nowhere
classmate	outside
driveway	pancake
everyone	paperback
everything	runway
everywhere	sandbox
flagpole	sandpaper

Name \_\_\_\_\_

# Ruby in Her Own Time

1. Once upon a time upon a nest beside a lake, there lived two ducks—a mother duck and a father duck.

2. Rufus, Rory, Rosie, and Rebecca swam off whenever they were able.

3. But Ruby swam nowhere.

4. “Will she ever swim?” said Father Duck.

5. “She will,” said Mother Duck, “in her own time.”

6. And—sure enough—she did.

7. And when Rufus, Rory, Rosie, and Rebecca began to fly...  
Ruby flew too!

8. She flew anywhere and everywhere.

9. “Will she ever come back?” said Mother Duck.

10. “She will,” said Father Duck, “in her own time.”

1 Copyright © Pearson Education, Inc., or its affiliates. All Rights Reserved.

# On Our Own Time Line

To the tune of *My Bonnie Lies Over the Ocean*

When you attempt to learn a new thing,  
And I attempt to learn it too.  
An event that is very important,  
I won't learn the same as you.

Reading, writing, or riding a bike,  
Oh, so fine.  
We'll all get there,  
But on our own time line.

Name \_\_\_\_\_

# Words with *-ng*, *-nk*

Look at the word. Say it. Listen for the *ng* or *nk* sound.

Write each word.

Check it.

1. bring

\_\_\_\_\_  
 -----  
 \_\_\_\_\_

\_\_\_\_\_  
 -----  
 \_\_\_\_\_

2. trunk

\_\_\_\_\_  
 -----  
 \_\_\_\_\_

\_\_\_\_\_  
 -----  
 \_\_\_\_\_

3. pink

\_\_\_\_\_  
 -----  
 \_\_\_\_\_

\_\_\_\_\_  
 -----  
 \_\_\_\_\_

4. bank

\_\_\_\_\_  
 -----  
 \_\_\_\_\_

\_\_\_\_\_  
 -----  
 \_\_\_\_\_

5. sang

\_\_\_\_\_  
 -----  
 \_\_\_\_\_

\_\_\_\_\_  
 -----  
 \_\_\_\_\_

6. wing

\_\_\_\_\_  
 -----  
 \_\_\_\_\_

\_\_\_\_\_  
 -----  
 \_\_\_\_\_

7. rink

\_\_\_\_\_  
 -----  
 \_\_\_\_\_

\_\_\_\_\_  
 -----  
 \_\_\_\_\_

8. blank

\_\_\_\_\_  
 -----  
 \_\_\_\_\_

\_\_\_\_\_  
 -----  
 \_\_\_\_\_

9. rang

\_\_\_\_\_  
 -----  
 \_\_\_\_\_

\_\_\_\_\_  
 -----  
 \_\_\_\_\_

10. sunk

\_\_\_\_\_

\_\_\_\_\_

## Words to Read

11. every

\_\_\_\_\_  
 -----  
 \_\_\_\_\_

12. sure

\_\_\_\_\_  
 -----  
 \_\_\_\_\_



**Home Activity** Your child is learning to spell words with *ng* and *nk*. To practice at home, have your child spell each word. Then cover the word and ask your child to spell it again.



*Here are ways to help your child practice skills while having fun!*

**Day 1**

Write each word on a card: *king, thing, wing, sing, kink, think, wink, sink, sank, tank, bank, thank*. Have your child read the words.

**Day 2**

Write each compound word: *someone, somebody, softball, anybody, anyway, dugout, anyone*. Cut the words apart between the two small words. Mix the cards and play a matching game together.

**Day 3**

Write *any, enough, ever, every, own, sure, and were*. Have your child dictate a sentence for each word.

**Day 4**

Write each spelling word: *bring, trunk, pink, bank, sang, wing, rink, blank, rang, sunk*. Together, trace the letters as you read the words.

**Day 5**

Your child is learning to compare and contrast parts of a story. Ready a story with your child. Discuss what the story tells the reader about the character(s). Ask your child to compare the characters to each other or to someone you know, based on the information given in the story.


Name \_\_\_\_\_

# Family Times

*You are your child's first and best teacher!*

**This week we're**

**Reading** Ruby in Her Own Time



**Talking About** What we learn as we grow and change

**Learning About** Consonant Patterns *ng, nk*  
Compound Words  
Compare and Contrast

# Compound Treasures

**Materials** paper, marker, scissors, paper clip, pencil, 1 button per player

## Game Directions

1. Make a simple spinner as shown.
2. Players place buttons on **Start**, take turns spinning, and move the number of spaces shown. Pick one player to be the recorder.
3. Each player must use the word shown on the space with a word from the list below to make a compound word. The recorder writes the word on lined paper. Play continues until all players have reached **End**.
4. All players then read the list of words they made together.

house	top	ball	tub
side	cake	cone	end
hive	mother	one	pack
hill	time	cup	self

