

Neptune News



September 12th, 2016

Dear Parents,

Reading

We have been learning Daily 5, a process to help kids develop independence and responsibility while perfecting their literacy skills.

We are beginning our first unit of Reading Street. We will review consonants M, S, T, P and N, and vowel short A.

We will continue practicing blending sounds to make words. We will work on identifying sounds in words and learning to recognize syllables.

Math

We have begun our math units with Chapter 1: Addition Concepts We will be continuing Chapter 1. Our Chapter 1 test should be on Wednesday, September 21st

Packet

We have begun doing our regular weekly practice packet. The Packet is a review and responsibility activity. A new packet is assigned each Monday and is due each Friday. It is to be done **in class** after other work is finished and all pages are to be 100% correct. The Neptunes are encouraged to turn them in early so that if they made mistakes they can fix them. They are also encouraged to seek help and ask questions. The pages in the packets will generally be pages we already did as classwork. This gives them review of skills we have already learned and begin learning time management. The front of the packet lists the pages and each correct page is starred. The square tells me they turned in the packet if I have to return it for corrections. The star in the box means it is all correct, 10 out of 10. There are rewards in class for students that manage their time well enough to complete their packets.

Work Sent Home

I try to send home daily class activities each day so you can see what we are doing and provide help and encouragement as needed. This work does **not** need to be returned to class unless it is marked "please return." Anything not marked to be returned and that is incomplete, feel free to use it as extra practice.

Sincerely,

Sean B. Ferguson

Star Neptune

The Star Neptune this week is Chloe. The new **Star Neptune** will be **Coraline**. She will present this Friday.

ARC Class Schedule

Monday	Spanish
Tuesday	Expl. FFL (gym shoes)
Wednesday	Visual Arts
Thursday	Disc. FFL (gym shoes)
Friday	Music
Next Monday	Spanish

This is a rotating schedule. When we have a short week due to a scheduled day off we will continue in order of the class regardless of the day. I will update the posted schedule accordingly.

Coming Events

Sept. 19 th	–	Discovery Vision Screening
Sept. 21 st		GoMath Chapter 1 Test
Sept. 23 rd		½ Day Early Release – Staff Development
Oct. 1 st		Book Order Submitted

Book Orders

Scholastic forms went home last week. The preferred method to make an order is online via the website <https://orders.scholastic.com/HCDV4>. Our class code is HCDV4. Scholastic now gives parents access to all their catalogs regardless of the papers I send home. In light of this I will send home order forms as they come to me. You can make orders online or send them to class at your convenience. I will submit any orders that have been made on the first Saturday of the month. If you send an order on paper via the form I will submit that to the website as well. Please do not send cash. It will be much more convenient for you and me if you make your order directly online. You can pay Scholastic directly and we don't have to worry about lost money or checks.

Homework Week of September 12th

Monday

Review the contents of your take home envelope with your parents. Return the **empty** Homework envelope on Tuesday.

Read your Week 1 High Frequency and list words and 10 important sentences to someone.

Tuesday

Share a book with someone.

Wednesday

Read your Week 2 High High Frequency and list words and 10 important sentences to someone.

Thursday

Find and write down one noun (thing) for each letter below.

M _____

S _____

T _____

A _____

C _____

P _____

N _____

Write a noun with a short a sound (A as in **sat**)

Your homework is due Friday.

Additional resources are coming home with the homework. These are **suggestions** for **extra** study but are **not required homework**. Use them as you see fit.

Child's Name:

Parent Signature:

Unit R Week 1 Word Lists

Sam

High Frequency Words

a
green
l
see

Consonants M, S, T;

Vowel Short A

am
at
mat
Sam

sat
Tam

Amazing Words

cozy
furniture
middle
straw

tidy
unwind
yawn

Unit R Week 2 Word Lists

Snap!

High Frequency Words

like
one
the
we

Consonants C /k/, P, N

can	nap
cap	pan
cat	pat
man	sap
map	tan
Nan	tap

Amazing Words

adult
childhood
depend
entertain

gallery
portrait
scurry

Name _____

Sam

1. I am Sam.

2. I am Tam.

3. Tam sat.

4. Sam sat at a green mat.

5. Sam sat.

6. Tam sat.

7. Am I Sam?

8. Am I Tam?

9. Sam sat.

10. Tam sat.

Name _____

Snap!

1. I am Sam.

2. I can tap one pan.

3. Pam can tap at the tan mat.

4. We can tap!

5. I can pat Tam.

6. Pam can pat Tam.

7. I see Mac.

8. We like Mac.

9. Mac can snap.

10. Snap, snap!

Here are ways to help your child practice skills while having fun!

Day 1

Point out things in your home, such as *magazine*, *mirror*, *bed*, *mom*, and *TV*. Have your child tell you which things start with the letter *m*.

Day 2

Have your child write the letter *s* and tell you the sound for *s*. Then take turns saying words that start with *s*. How many words can you name?

Day 3

This week your child is learning the letters *m*, *s*, and *t*. Write these letters on a sheet of paper. Have your child circle one of the letters and draw a picture of something that begins with that letter.

Day 4

Write these words and have your child read them: *I*, *see*, *a*, *green*. Write a sentence together, using the words. Have your child read the sentence aloud.

Day 5

This week your child is learning about the characters in a story. Read a story to your child. Have your child tell you who is in the story.

Name _____

Family Times

You are your child's first and best teacher!

This week we're

Reading Sam



Talking About What is around us at home

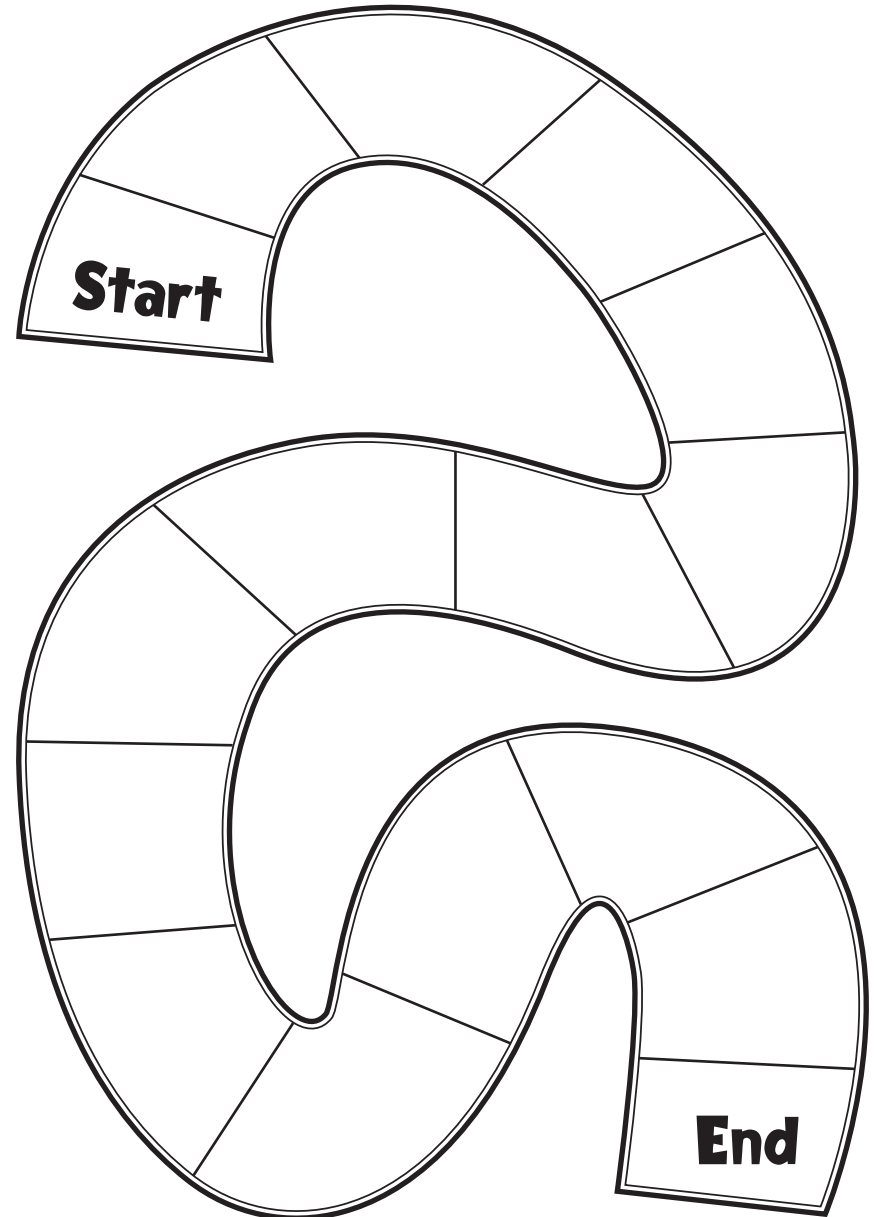
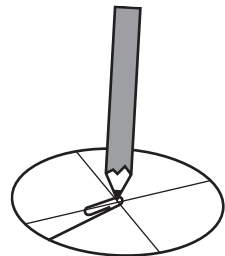
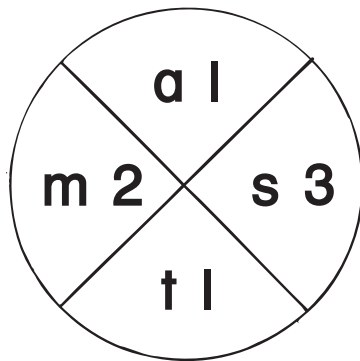
Learning About Consonants *m*, *s*, *t*, and Short *a* Character

On the Run

Materials paper, paper clip, pencil, 2 buttons

Game Directions

1. Make a simple spinner as shown.
2. Players place buttons on **Start**. Take turns. Spin and name a word that begins or ends with the letter the spinner lands on.
3. Move the button the number of spaces shown on the spinner.
4. The first one to reach **End** wins!



Here are ways to help your child practice skills while having fun!

Day 1

Have your child write the letter *c* and tell you the sound for *c*. Then take turns saying words that start with *c*, such as *cat*, *car*, *coat*, *came*, and *cast*. How many words can you name?

Day 2

Have your child write the letter *p* and tell you the sound for *p*. Work together to write three-letter words using these letters: *c*, *a*, *t*, and *p*. (*cat*, *cap*, *pat*, *tap*)

Day 3

This week your child is learning the letters *c*, *p*, and *n*. Write these words on a sheet of paper: *can*, *pan*, *tan*, *map*, *Pam*, *sat*, *nap*, *pat*. Name a word and have your child find it on the paper.

Day 4

Write these words and have your child read them: *we*, *like*, *the*, *one*. Write a sentence together, using the words. Have your child read the sentence aloud.

Day 5

This week your child is learning about the setting in a story. Read a story to your child. Have your child tell where the story takes place.


Name _____

Family Times

You are your child's first and best teacher!

This week we're

Reading Snap!



Talking About Who is in our family

Learning About Consonants *c*, *p*, *n*
Setting

Penny Toss

Materials 2 pennies

Game Directions

Take turns dropping a penny on the target.

1. If a penny lands on **p**, the player says a word that starts with **p**.
2. If a penny lands on **c**, the player says a word that starts with **c**.
3. If a penny lands on **n**, the player says a word that starts with **n**.
4. If a penny lands on **t**, the player says a word that starts with **t**.
5. If a penny lands on **a**, the player says a word that has the same middle sound as in **sat**.

